

PRODUCT OVERVIEW

# Polycarbonate Roof System

---



## ABOUT THE SYSTEM

The Polycarbonate Roof System is a modern and elegant solution for creating comfortable outdoor living spaces. Its clean, contemporary design provides both visual appeal and exceptional structural strength, making it ideal for residential and commercial applications alike.

Designed and manufactured in New Zealand, each system is built using only the highest quality materials, carefully selected to perform in our demanding outdoor environment.

Systems can be integrated into almost any existing area and can be wall mounted or freestanding, offering versatile design options to suit a wide range of settings.

Constructed with powder-coated aluminium framework and stainless steel fastenings, the structure is highly corrosion resistant — making it perfectly suited to coastal environments.

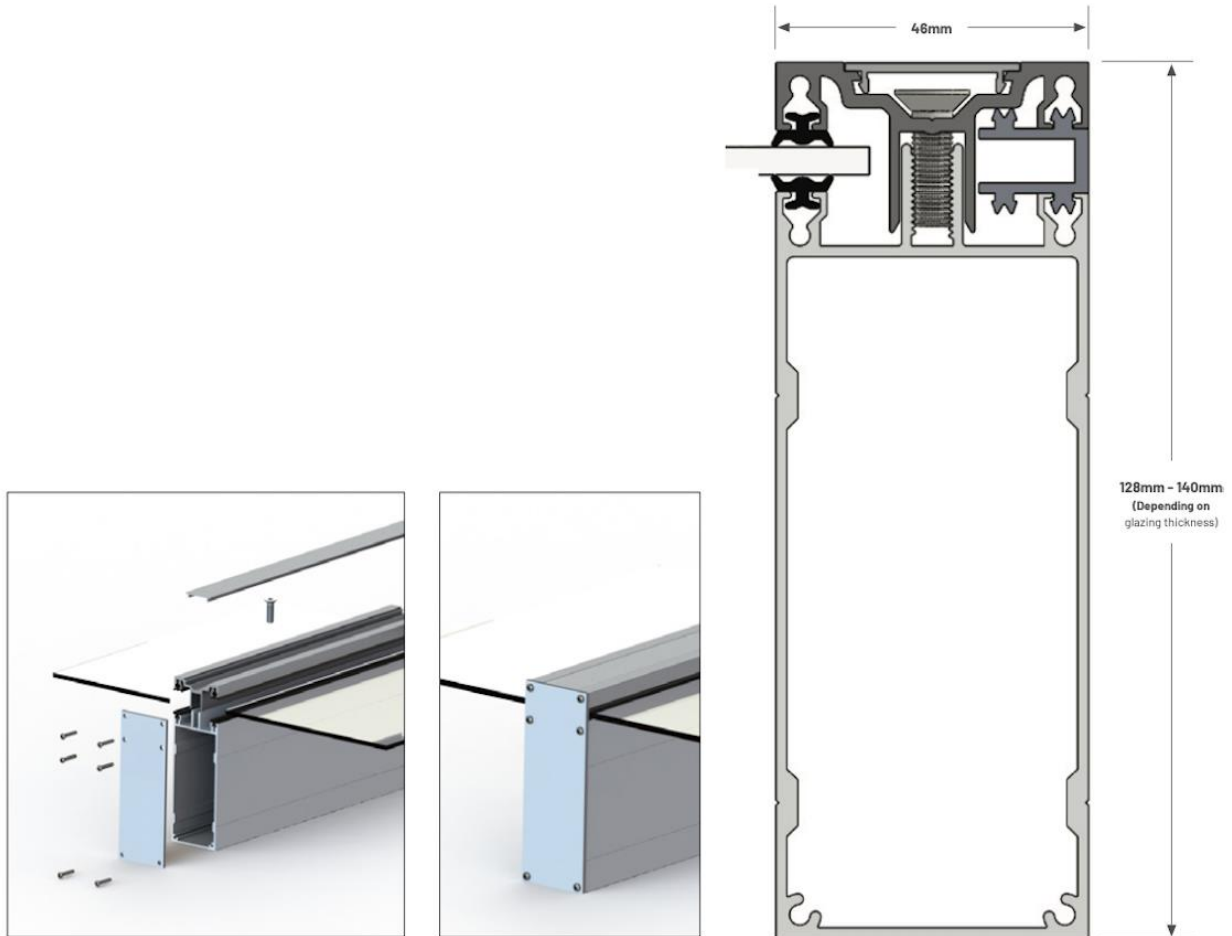


## STRUCTURE AND MATERIALS

The main point of difference our systems offer over many other franchised and mass-produced products is that we use only NZ manufactured and sourced materials. All profiles, rafters, and components are made using heavy gauge T5 aluminium and are Dulux powder coated here in New Zealand.

The patented Clear Span rafter profile is used to provide a clean, modern, and effective mounting and sealing method for long-run polycarbonate glazing panels.

This system utilises a compression method to provide a positive clamping pressure onto the glazing panels and achieve an effective weather-tight seal.



## TECHNICAL SPECIFICATIONS

MAX WIDTH	10,000 mm
MAX PROJECTION	6,000 mm
RAFTER DIMENSION	RHS 140x46x3mm
POST DIMENSION	Box 100×100×3mm
MINIMUM PITCH	5 degrees


## POLYCARBONATE ARCHITECTURAL GLAZING PANELS



UGS premium polycarbonate is characterised by its outstanding optical, thermal, and durable properties making it the perfect glazing choice for our roof system.



Glazing panels come either 6mm or 8mm thick depending on application and structure size.

Three colour and translucency options are available:



COLOUR	SOLAR TRANSMISSION	HEAT TRANSMISSION
CLEAR	90%	89%
CHARCOAL	35%	57%
PEARL	20%	33%



CLEAR  90% Light Transmission  89% Heat Transmission

CHARCOAL  35% Light Transmission  57% Heat Transmission



PEARL  20% Light Transmission  33% Heat Transmission

## OUTDOOR ROOM

Your custom roof system can be designed to incorporate drop screens which can turn your new area into a year-round outdoor room.

We offer a range of screen systems which are simple to use and designed to last in New Zealand's harsh outdoor environment.

Screens can either be manufactured in clear PVC for optical clarity, or mesh for sun protection and privacy. Mesh screens come in a variety of colours and styles to cater for your personal taste.



**SIMPLE  
SCREEN** 

 **Ziptrak**<sup>®</sup>  
TRACK GUIDED BLIND SYSTEM

**Slidetrack**<sup>®</sup><sub>nz</sub>

# DURALLOY®

SOLID COLOUR RANGE




✓ MEETS AS 3715

✓ MEETS AAMA 2603

Popular solid colours including **COLORSTEEL®** colours delivered with warranty grade\* advanced durable polyester thermosetting powder. Recommended usage includes exterior residential buildings less than 4 levels. See product suitability tables for more information.




**APPLIANCE WHITE**  
Matt 9151274M Satin 91558853



**WOODWIND**  
Matt 9153155M



**GULL GREY**  
Matt 9157511M Satin 91597128 CS



**ARCTIC WHITE**  
Satin 91558851 Matt 9151267M



**OFF WHITE**  
Matt 9153144M Satin 91558804



**RIVERGUM BEIGE**  
Matt 9153143M



**THUNDER GREY**  
Matt 9157324M Satin 91597129 CS



**GHOST GREY**  
Matt 9157401M Satin 91558714



**MAGNOLIA**  
Matt 9153142M




**ALMOND**  
Matt 9153141M Satin 91558802



**LIGNITE**  
Matt 9158033M CS



**SANDSTONE GREY**  
Matt 9157217M Satin 91558706 CS



**TITANIA**  
Matt 9152068M Satin 91558855 CS



**DESERT SAND**  
Matt 9153065M CS



**OLIVE**  
Matt 9156193M



**MID GREY**  
Matt 9157551M



**CANVAS CLOTH**  
Matt 9157327M Satin 91558718



**BRONCO**  
Matt 9152111M Satin 91558806



**IRONSAND**  
Matt 9158096M Satin 91558716 CS



**FLINT**  
Matt 9157484M



**O'KEEFE GREY**  
Matt 9157400M



**KAURI**  
Matt 9158159M



**GRAVEL**  
Matt 9157404M



**NEW DENIM BLUE**  
Matt 9155063M Satin 91558601 CS



**BONE WHITE**  
Matt 9157304M



**PIONEER RED**  
Matt 9154194M CS



**FLAXPOD®**  
Matt 9159145M CS



**GREY FRIARS**  
Matt 9157167M Satin 91558711 CS



**LICHEN**  
Matt 9156101M CS



**SCORIA**  
Matt 9154114M CS



**BLACK**  
Matt 9159041M Satin 91558651



**CHARCOAL**  
Matt 9159058M Satin 91558707



WEDGEWOOD  
Matt 9155247M



WIZARD  
Matt 9155197M



MIST GREEN CS  
Matt 9156103M Satin 91558555



BOND RIVERGUM  
Matt 91552027



STORM BLUE  
Matt 9155248M



NAVY  
Matt 9155234M



KARAKA CS  
Matt 9156064M Satin 91558557



PERMANENT GREEN CS  
Matt 9156102M Satin 91558559



SLATE BLUE  
Matt 9155147M



WINDSOR GREY CS  
Matt 9157590M



RANGOON GREEN  
Matt 9156259M



COLA RED  
Satin 91556995



METRO WARM WHITE PEARL KINETIC®  
Satin 12P2075S



WARM WHITE PEARL KINETIC®  
Matt 12P1176M



SILVER PEARL KINETIC®  
Matt 12P7459M



MINERAL BROWN KINETIC®  
Satin 12P8204S



METRO SILVER PEARL KINETIC®  
Satin 12P7113S



SILVER STAR KINETIC®  
Satin 12P7043S



METRO ELECTRIC COW KINETIC®  
Matt 12P8028M



METRO COAL DUST KINETIC®  
Matt 12P9069M



PALLADIUM SILVER KINETIC®  
Satin 12P7136S



WINDOW BRONZE KINETIC®  
Matt 12P8068M

**DURALLOY**®  
SOLID COLOUR RANGE



MEETS AS 3715

MEETS AAMA 2603