



Seamless

Integration

Shade

Oztech systems offer a range of benefits to owners in both commercial and industrial spaces – extended hours of operation and increased overall footprint to be usable throughout all seasons.

Every Oztech comes with impressive built-in features, plus dropdown screens can be added to enhance customer experience by protecting from the elements for a year-round practical space.

With experience in commercial installations all over New Zealand, Oztech can meet your requirements and make sure your project comes to life.

Whatever your business, we can help. Talk to an Oztech retailer near you today.



Mr Pickles is tucked down the far end of Riverbank Lane, Hamilton. This place is proof that a restaurant can be both suave and easy-going at the same time.

Our Oztech Retractable Roof System provides the ideal solution for the venue to extend its operating area to the patio section at the rear. Perfect for any weather, any season – where great food and drink meets the great outdoors.

Systems

Oztech was started in 2001 as an innovative business offering a wide range of retractable roofs, awnings and pergola shade solutions – we love transforming outdoor areas to create beautiful and practical outdoor living options all year round.

We have since created an excellent distribution network of local businesses all over New Zealand. Our trusted local teams offer dedicated customer service and expertise to design and visualise through 3D modelling the best solution for your outdoor area.

With 10 years of experience installing over 1,000 Oztech retractable roofs across New Zealand, our retail teams have created stunning and practical outdoor spaces in a diverse range of homes, buildings and landscapes.

Manufactured in Australia, we use only the best quality materials and components and abide by strict quality control measures. With a 5-year system warranty and 10-year fabric warranty, you can relax and trust the system is built to last with minimal maintenance needed. Our friendly and knowledgeable retail teams are ready to help with any questions or support.

Our System

Oztech Retractable Shade Systems are designed to give you complete control of your outdoor space, whatever the weather. Fully enclosed, completely open or anywhere in between, Oztech gives you flexibility with seamless indoor-outdoor flow filled with light and protected from the elements.

Oztech's flexible system allows multiple roofs to be connected to create larger spaces - one roof unit can span up to 13m wide with a 10m projection. Whether your space is large or small, your Oztech installation will be fully customised to your space, creating an enjoyable environment for customers.



5-Year Complete Warranty

Our warranty includes framing, motor and all electric parts. Our fabric carries a minimum 10 year warranty.

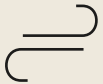


100% Waterproof

Sealed spigots, gutters and rafters ensure a watertight system. Internal gutter and downpipes create an aesthetically pleasing finish.

Specific data points per region that we can assist with:

- Wind rates
- Snow loadings
- Structural weight



High Wind Zones

Oztech systems have been calculated to withstand winds of up to 150kph for most sizes.



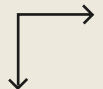
UV Protection

Our fabrics provide excellent protection from UV rays while still allowing light to filter through.



Easy Clean

Due to a non-stick coating on our fabric, dirt and grime wash off easily and help to increase the roof's life span.



Made to Measure

Our systems are all made to measure up to 13m wide and have projections of up to 10m for one system. We can also join many systems together for larger areas.



Strong & Robust

We use high-quality aluminium and stainless steel components, ensuring durability and reliability for New Zealand's harsh conditions.



Full Time Bar & Eatery is a new hospitality venture set right in the heart of Kingsland. This project was an opportunity to effectively showcase what an Oztech Retractable Roof System can do for any commercial application.



Customisable

The outdoor areas make up a considerable part of the operating footprint whilst also sheltering a high-end fit-out and audio/visual system from the elements. With our Oztech system, you can catch every game in any weather — open skies or cosy comfort; it's always game time there!

Uniquely



Tera Profile

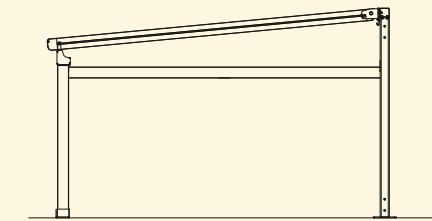
Tera Profile is our standard and most popular retractable roof system. The system can easily be modified into a cantilever or free-standing system.

7m
Max Projection

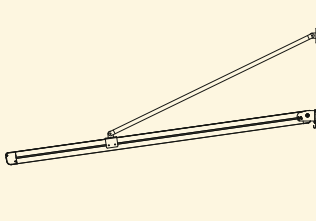
1-3
Modules Per System



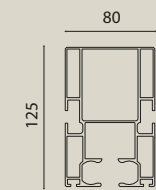
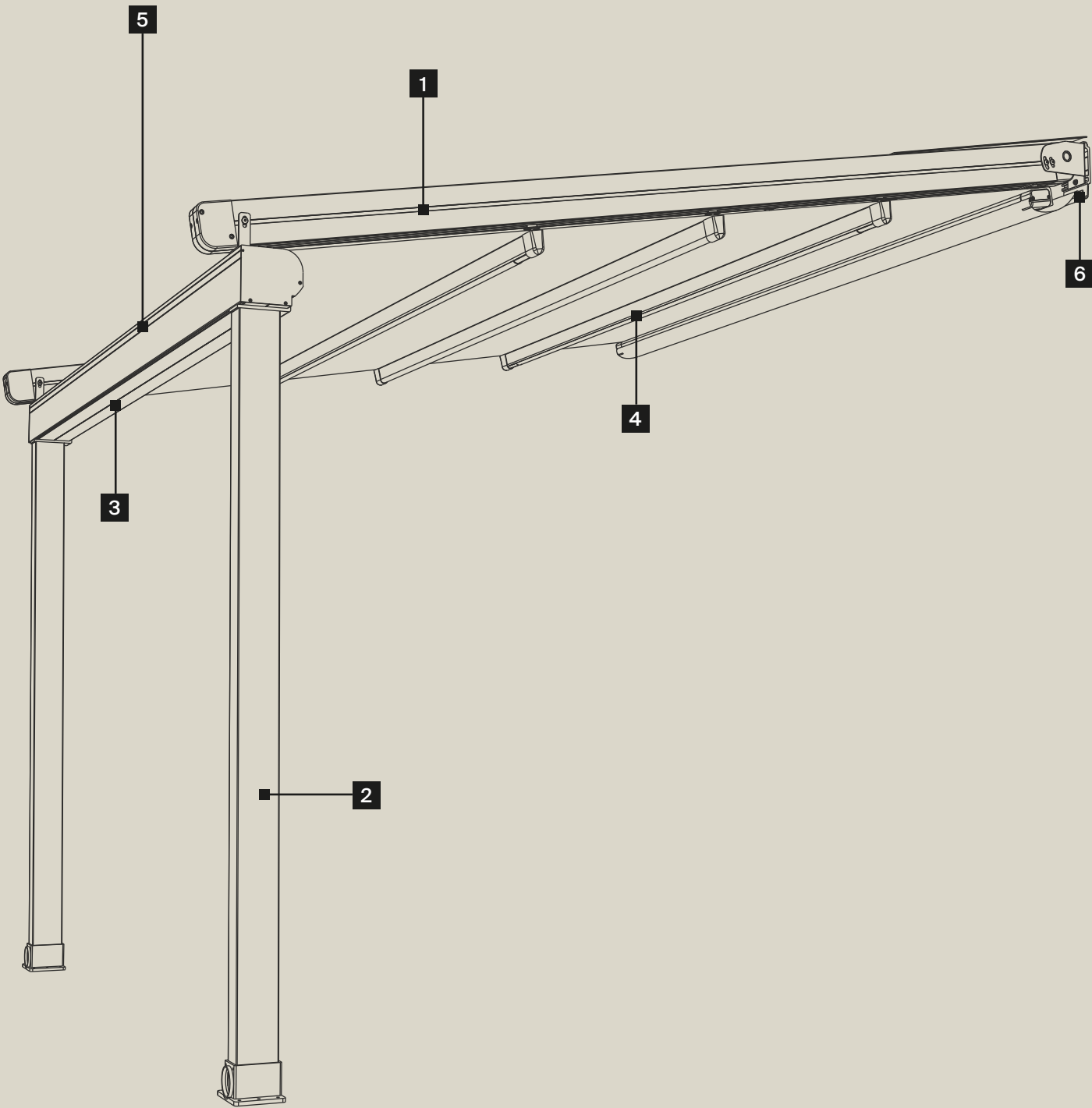
Rafter Dimensions	80 x 120
Top Hood End Line	10 - 25
Post → Rafter Cap End	103~120
Rafter End → Edge	33
Post → Gutter Front Face	22
Post → End of Post Base	18



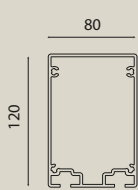
Free-standing



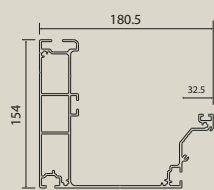
Cantilever



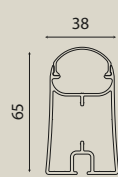
1 Rafter



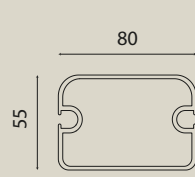
2 Post



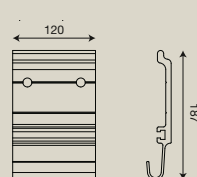
3 Gutter



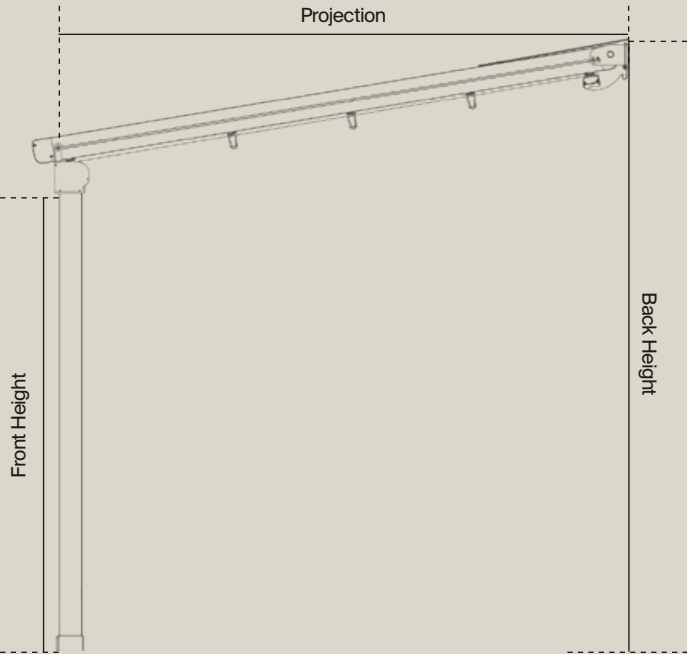
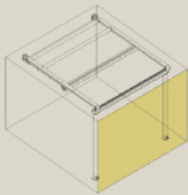
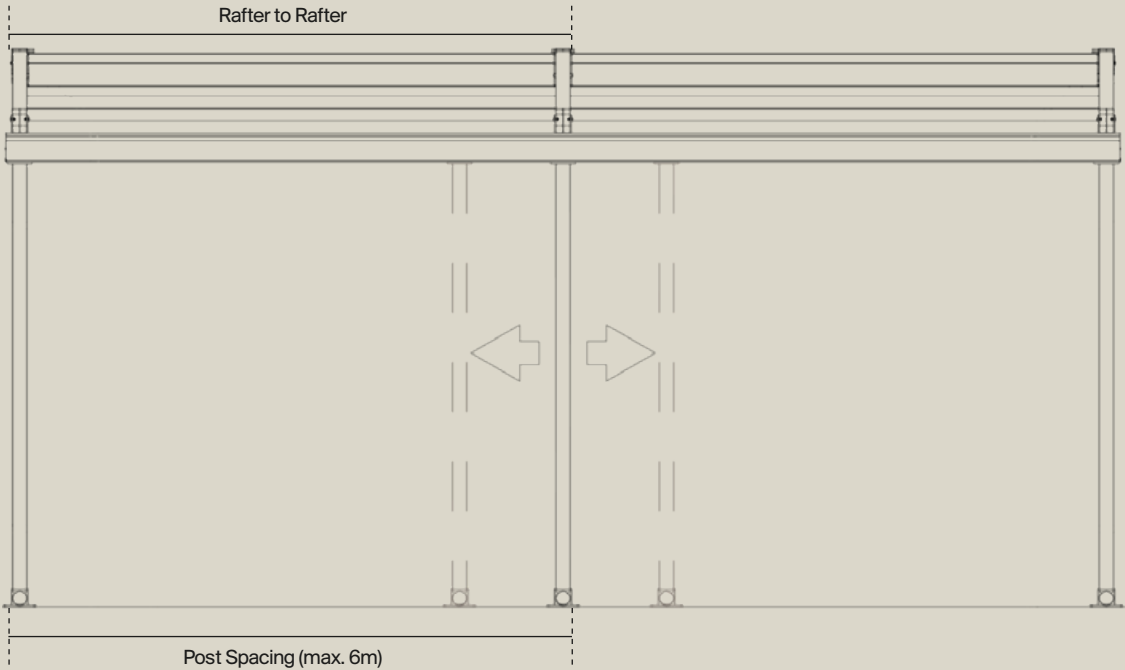
4 Fabric Support



5 Puller Profile



6 Installation Bracket



Single Module

Single module with single motor & 2 rafters
Projection. Max.7m

2m > 5m
module width

Fall Chart / Roof Angle

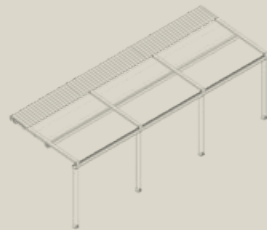
Projection	Module Width														
	Profile 01	2.0 M	Fall	2.5 M	Fall	3.0 M	Fall	3.5 M	Fall	4.0 M	Fall	4.5 M	Fall	5.0 M	Fall
	2.0 M	2.7 °	379	3.5 °	407	4.5 °	442	5.0 °	460	5.7 °	485	6.0 °	495	7.0 °	531
	3.0 M	2.7 °	428	3.5 °	468	4.5 °	521	5.0 °	547	5.7 °	584	6.0 °	600	7.0 °	653
	4.0 M	2.7 °	474	3.5 °	530	4.5 °	600	5.0 °	635	5.7 °	664	6.0 °	705	7.0 °	776
	5.0 M	3.4 °	585	4.5 °	679	5.5 °	766	6.0 °	811	6.0 °	811	6.5 °	855	7.5 °	943
	6.0 M	3.4 °	645	4.5 °	757	5.5 °	863	6.0 °	916	6.0 °	916	7.5 °	1075	8.5 °	1182
	7.0 M	3.4 °	706	4.5 °	836	5.5 °	959	6.0 °	1021	7.0 °	1144	7.5 °	1207	8.5 °	1331
	8.0 M	3.4 °	767	4.5 °	897	5.5 °	1021	6.0 °	1083	7.0 °	1207	7.5 °	1270	8.5 °	1384



Double Module

Double modules with single motor & 3 rafters
Projection. Max.7m

5m > 9m
module width



Triple Module

Double modules with single motor & 3 rafters
Projection. Max.7m

9m > 13m
module width

Aristo Profile

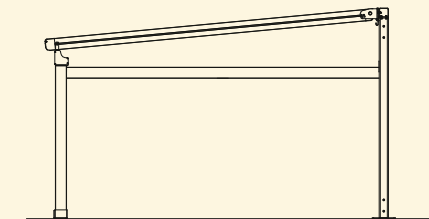
Aristo Profile is our heavy duty reinforced profile, allowing our system to project out to 10m. Compared to the standard 7m of a Tera Profile model.

10m
Max Projection

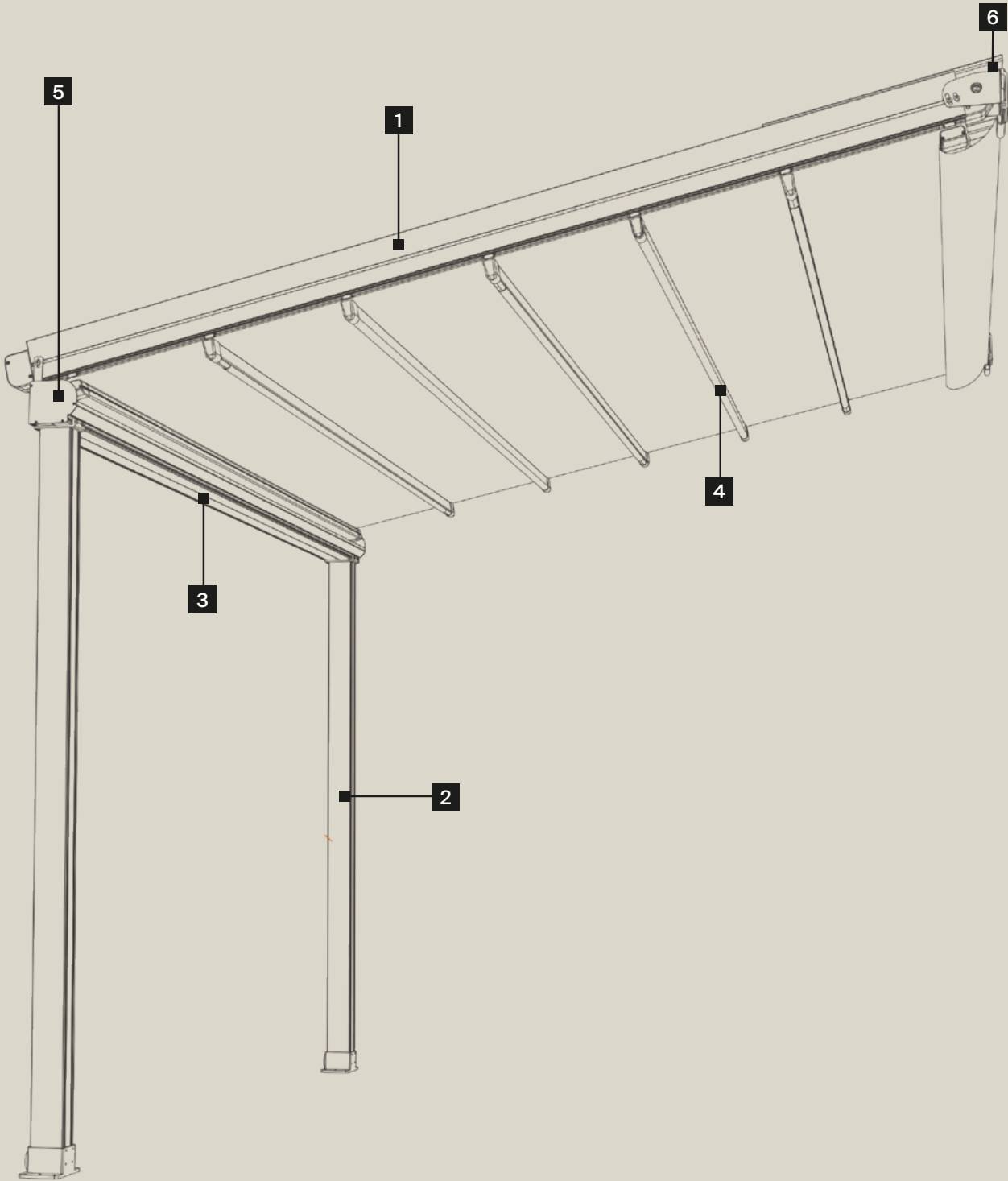
1-3
Modules Per System



Rafter Dimensions	80 x 120
Top Hood End Line	30 ~ 50mm
Post → Rafter Cap End	103~120
Rafter End → Edge	33
Post → Gutter Front Face	22
Post → End of Post Base	18



Free-standing



1 Rafter

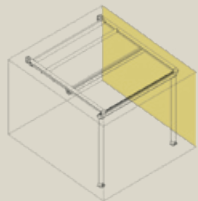
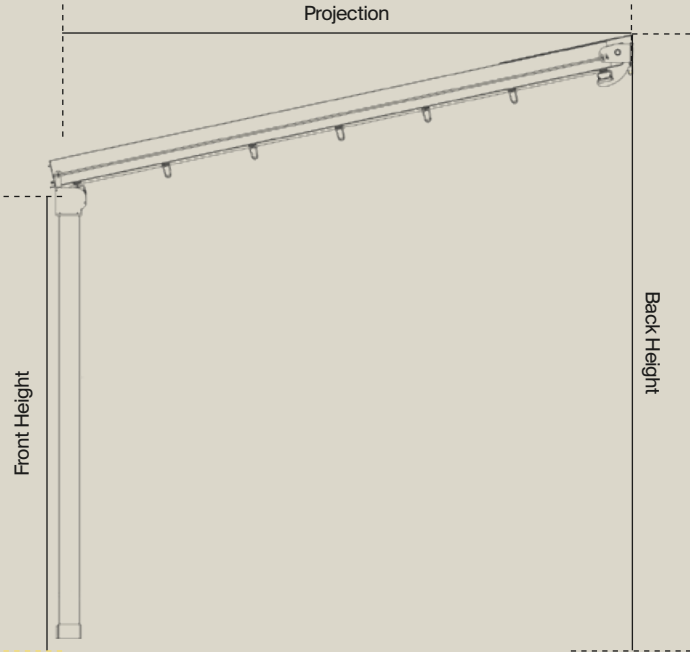
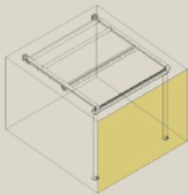
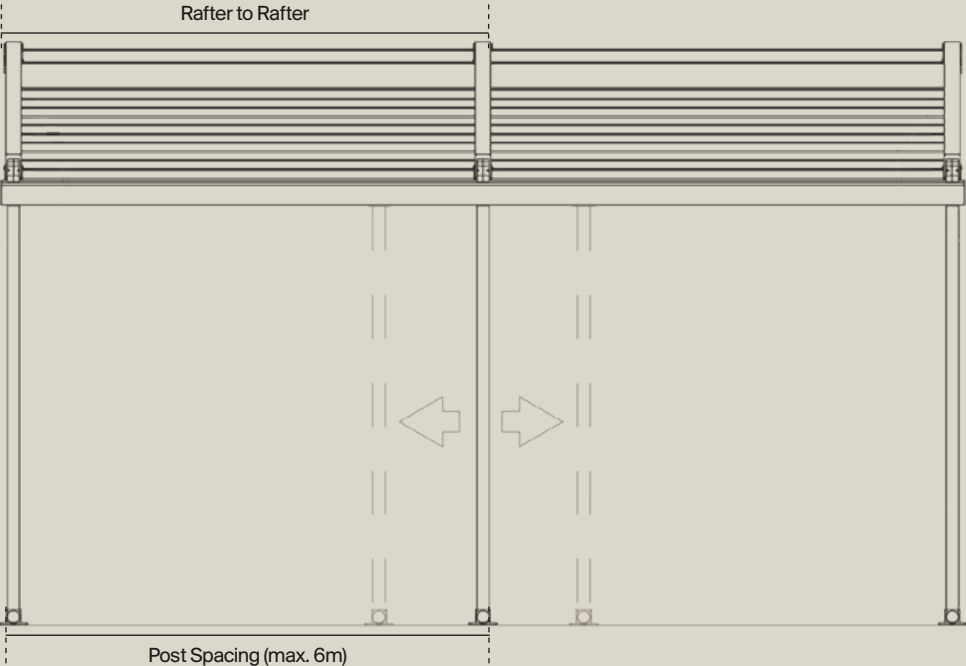
2 Post

3 Gutter

4 Fabric Support

5 Puller Profile

6 Installation Bracket



Single Module

Single module with single motor & 2 rafters
Projection. Max.7m

2m > 5m
module width

Fall Chart / Roof Angle

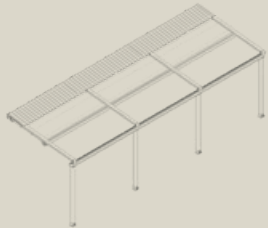
Projection	Module Width														
	Profile 01	2.0 M	Fall	2.5 M	Fall	3.0 M	Fall	3.5 M	Fall	4.0 M	Fall	4.5 M	Fall	5.0 M	Fall
	2.0 M	2.7 °	379	3.5 °	407	4.5 °	442	5.0 °	460	5.7 °	485	6.0 °	495	7.0 °	531
	3.0 M	2.7 °	428	3.5 °	468	4.5 °	521	5.0 °	547	5.7 °	584	6.0 °	600	7.0 °	653
	4.0 M	2.7 °	474	3.5 °	530	4.5 °	600	5.0 °	635	5.7 °	664	6.0 °	705	7.0 °	776
	5.0 M	3.4 °	585	4.5 °	679	5.5 °	766	6.0 °	811	6.0 °	811	6.5 °	855	7.5 °	943
	6.0 M	3.4 °	645	4.5 °	757	5.5 °	863	6.0 °	916	6.0 °	916	7.5 °	1075	8.5 °	1182
	7.0 M	3.4 °	706	4.5 °	836	5.5 °	959	6.0 °	1021	7.0 °	1144	7.5 °	1207	8.5 °	1331
	8.0M	4.5 °	915	5.5 °	1055	6.5 °	1196	7.0 °	1267	7.0 °	1267	9.0 °	1552	10.0 °	1696
	9.0M	4.5	993	5.5 °	1152	6.5 °	1310	7.0 °	1390	8.0 °	1550	9.0 °	1710	10.0 °	1872
	10.0M	4.5	1072	5.5 °	1248	6.5 °	1421	7.0 °	1513	8.0 °	1690	9.0 °	1869	10.0 °	2048



Double Module

Double modules with single motor & 3 rafters
Projection. Max.7m

5m > 9m
module width



Triple Module

Double modules with single motor & 3 rafters
Projection. Max.7m

9m > 13m
module width



A very popular spot on Auckland's North Shore, the Milford Motel has a fresh new look. Our state-of-the-art Oztech Retractable Roof System enables customers to enjoy delicious drinks & bites, plus great vibes, no matter the weather.

With everything in a striking bright white colour scheme and its spotless appearance, this project is one that we are very proud to be able to showcase.

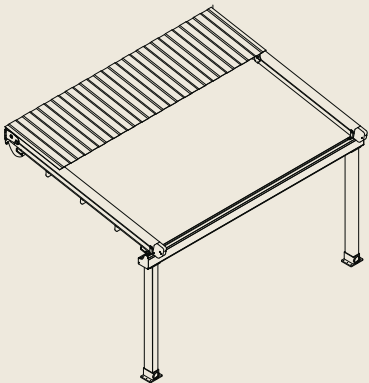


Styles

Tera

The Tera is our standard and most popular retractable roof system. It can be easily modified into a cantilever or free-standing system.

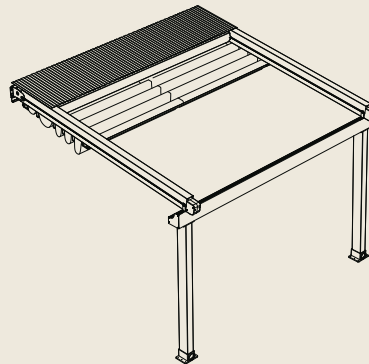
7m Max Projection 13m Max Width



Aristo

Compared to the standard Tera model, the Aristo system has heavy duty reinforced profiles which allows our system to project out to 10m, compared to the standard 7m.

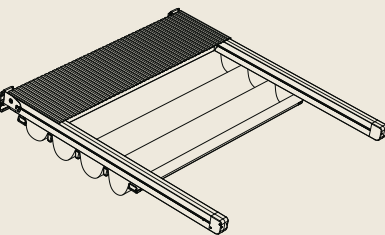
10m Max Projection 13m Max Width



Izi

The Izi retractable roof model is designed to be integrated into existing structures and can even be installed indoors.

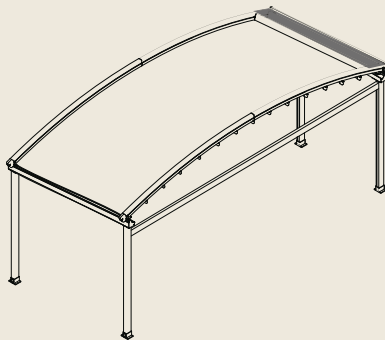
10m Max Projection 13m Max Width



Harbour

The Harbour is a free-standing system and utilises all aluminium parts. This model creates a unique arched shape that can reach projections of up to 10m.

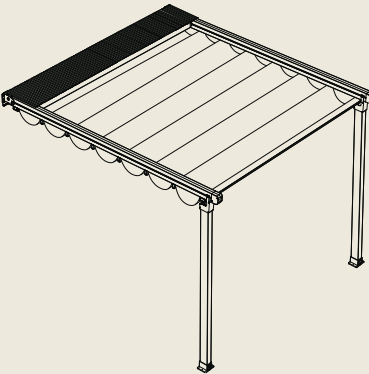
10m Max Projection 13m Max Width



Muse

The Muse model is a similar principle to our Tera Model, without the use of a front gutter. This is primarily used for shade purposes.

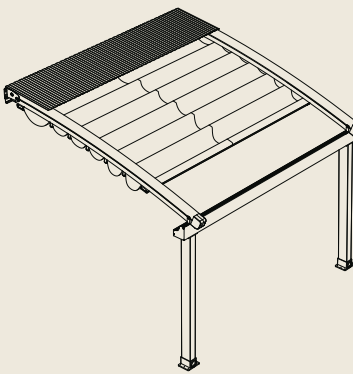
5m Max Projection 13m Max Width



Halo

The Halo model provides an alternative style with its curved rafters. This provides more top space than the straight rafter Tera system.

7m Max Projection 13m Max Width










Colour

Oztech is powder-coated using Dulux Duratec, which is specifically designed for New Zealand's harsh environment and weather conditions.

We have a wide range of colours, allowing you to match your Oztech to your specific taste. We can create customised colour options at an additional cost – feel free to ask us about this.

We also have a vast range of fabrics with different characteristics and colours. One of the key benefits of Oztech is the translucent light that fills the area even when the roof is closed. A wide selection of colours allows the system to match any desired styling or light perfectly.

	
White Matte	Timberland Satin
	
Talc Satin	Basalt Matte
	
Surfmist Matte	Monument Matte
	
Lunar Grey Matte	Dark Grey Matte
	
Shale Grey Matte	Charcoal Satin
	
Silver Grey Matte	Graphite Matte
	
Dune Matte	Black Matte

Where to Find Us

Find your local Oztech retailers or contact us using the below details.

Oztech New Zealand
0800 656 000
info@oztech.co.nz
oztech.co.nz



