

PRODUCT OVERVIEW

Classic Tension Canopy System



ABOUT THE SYSTEM

The Classic Tension Canopy System is a flexible and elegant solution for creating comfortable outdoor living spaces. Its timeless curved design provides both visual appeal and exceptional structural strength, making it ideal for residential and commercial applications alike.

Designed and manufactured in New Zealand, each system is built using only the highest quality materials, carefully selected to perform in our demanding outdoor environment.

The system can be integrated into almost any existing space and can be wall mounted, soffit mounted, or freestanding, offering versatile design options to suit a wide range of settings.

Constructed with heavy-duty powder-coated aluminium profiles and marine-grade stainless steel fastenings, the structure is highly corrosion resistant — making it perfectly suited to coastal environments.

The distinctive curved aluminium frame combined with a tensioned membrane canopy creates an extremely strong and durable structure that has been proven to withstand harsh weather conditions while maintaining its clean, modern appearance for years to come.

TECHNICAL SPECIFICATIONS

MAX WIDTH	14,000 mm
MAX PROJECTION	7,000 mm
RAFTER DIMENSION	Curved 60×4 mm tube
POST DIMENSION	Box 100×100×4 mm
MINIMUM PITCH	9 degrees



CANOPY MEMBRANE


A key point of difference in our system is the canopy membrane itself. Each canopy is manufactured using architectural-grade PVC fabric, available in a wide range of colours and translucency options to suit different environments and design preferences.

These premium fabrics offer exceptional UV protection, along with some of the highest manufacturer warranties available in the industry.


All canopy membranes are 100% waterproof and are tensioned using a patented tensioning system.

This creates a drum-tight canopy surface, eliminating flapping, movement, and noise in windy conditions while maintaining a clean, elegant appearance. The result is a high-performance canopy structure that delivers long-term durability, reliability, and comfort in even the most demanding outdoor environments.

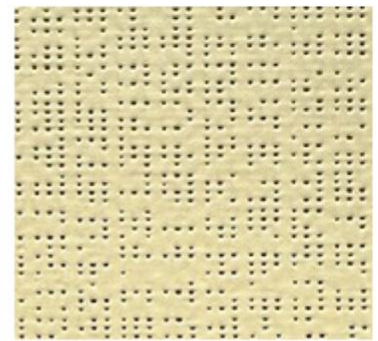
COLOUR & TRANSLUCENCY OPTIONS



WHITE




VANILLA



SANDY BEIGE



DOVE GREY



NIMBUS GREY



GRAPHITE

COLOUR	SOLAR REFLECTION	SOLAR TRANSMISSION	SOLAR ABSORPTION
WHITE	76%	16%	6%
VANILLA	56%	12%	31%
BEIGE	49%	11%	40%
DOVE	38%	6%	56%
NIMBUS	25%	4%	70%
GRAPHITE	6%	3%	91%

OPTIONAL ENHANCEMENTS

Your custom canopy system can also be designed to incorporate roller screens, transforming the space into a comfortable year-round outdoor room.

We offer a range of screen systems that are simple to operate and engineered to withstand New Zealand's demanding outdoor conditions. Available in gearbox, spring, or motorised operation, there is a solution to suit every budget and preference.

Screens can be manufactured using clear PVC, providing excellent optical clarity and weather protection, or PVC mesh, offering effective sun control, airflow, and privacy. Mesh screens are available in a variety of colours and openness levels, allowing the system to complement your architectural style and design preferences.



**SIMPLE
SCREEN** 

 **Ziptrak**[®]
TRACK GUIDED BLIND SYSTEM

Slidetrack[®]_{nz}

FRAMEWORK FINISH



TUITUFT®



CLOUD



TITANIA




SANDSCAPE®




GULL GREY



STONEPEAK® MATTE



SANDSTONE GREY



TIDALDRIFT® MATTE




SANDBAR®



LICHEN



MIST GREEN




PERMANENT GREEN




PIONEER RED



SCORIA



IRONSAND




KARAKA



NEW DENIM BLUE



GREY FRIARS



THUNDER GREY




WINDSOR GREY




SLATE



FLAXPOD® MATTE



FLAXPOD®



EBONY

DURALLOY®
SOLID COLOUR RANGE



✓ MEETS AS 3715

✓ MEETS AAMA 2603